



# androidFarm



+



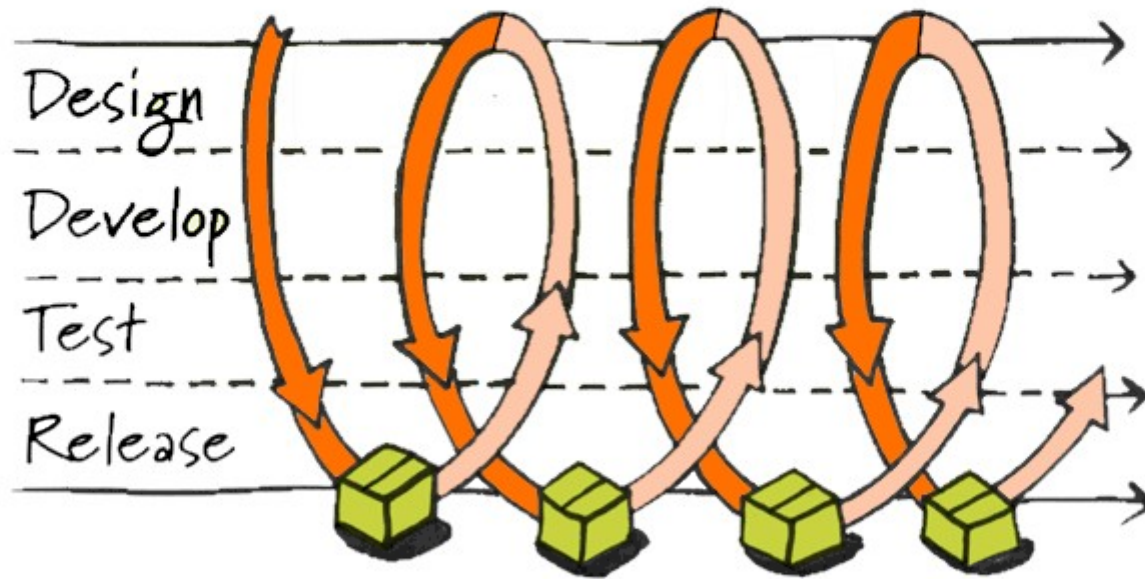


# Jenkins


- builds, tests, deploys



# Continuous Integration



# Android Test Frameworks



many more...



# What does Jenkins already offer?

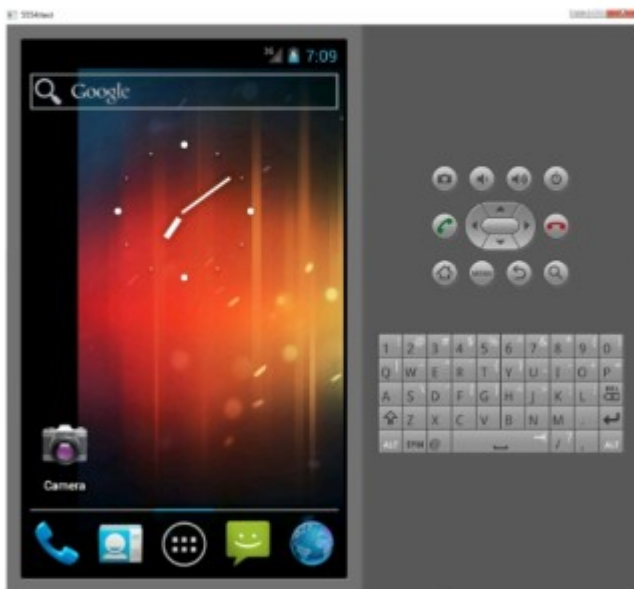
## Android Emulator Plugin




Christopher Orr



# The bad thing about emulators



=



# What does Jenkins already offer?

## AppThwack Plugin

by Andrew Hawker





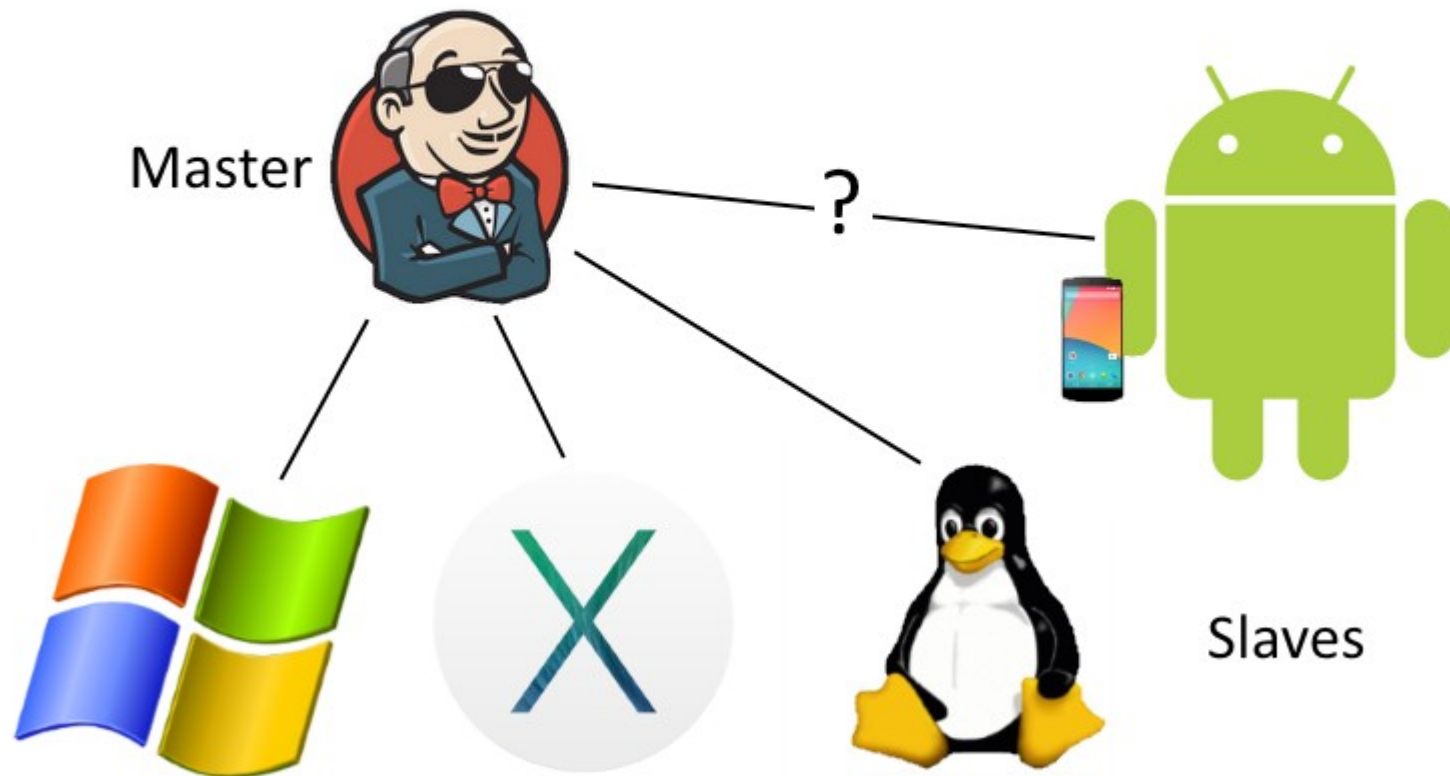
# What is Obfuscation?

```
1
2 ##### No Obfuscation #####
3
4 private boolean authenticateClient( String secret, String user){
5
6     String hash = hashThisSecret(secret);
7     return checkIfUserIsValid(String hash, String user);
8 }
9
10
11 ##### With Obfuscation #####
12
13 private boolean a(String aa, String ab){
14
15     String b = ba(aa);
16     return bb(b, ab);
17 }
```

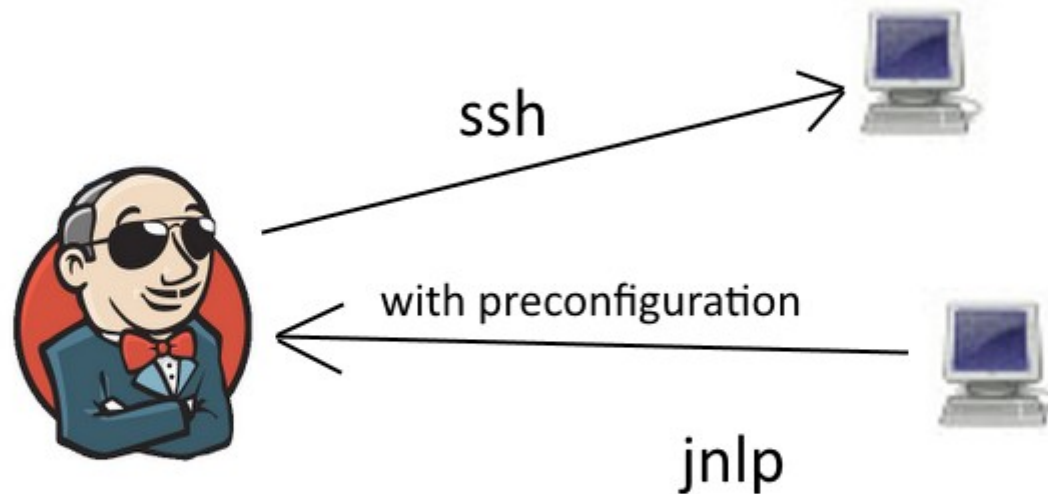
## The idea



# Distributed Builds

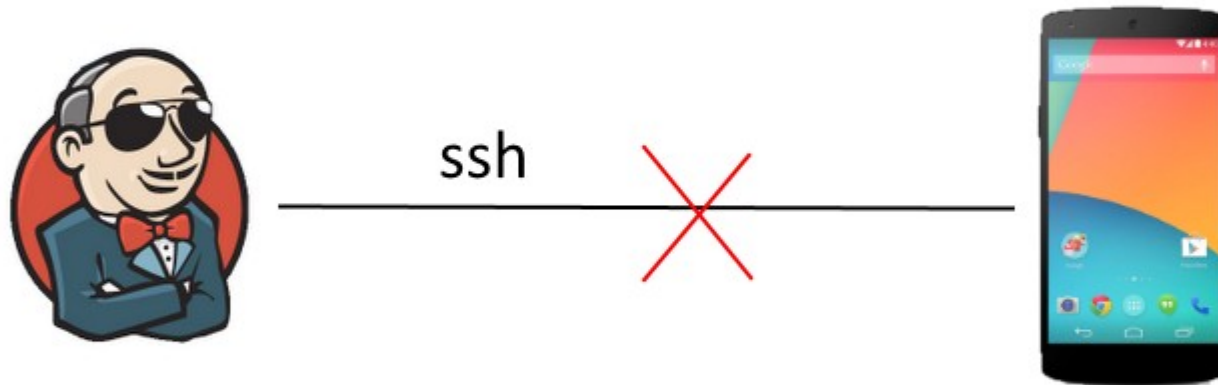


# How to connect to a Slave?




java network launching protocoll

# How to connect to an androidSlave?

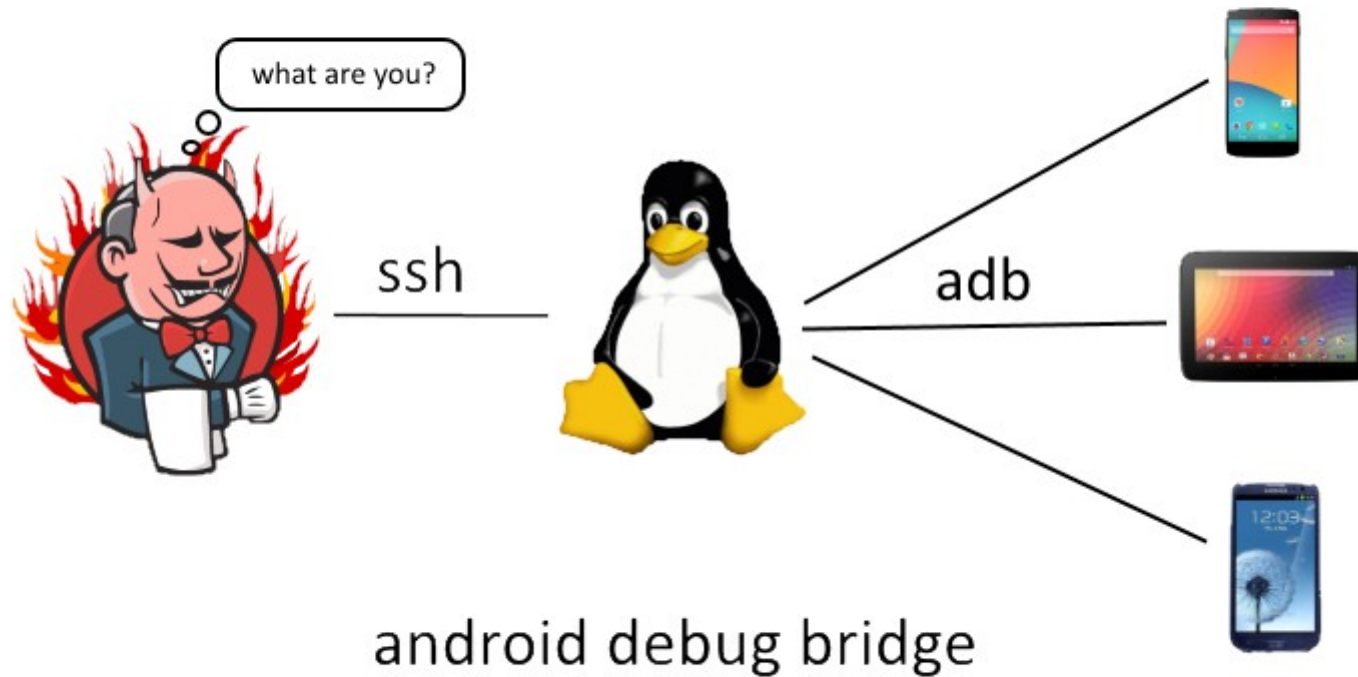


# How to connect to an androidSlave?

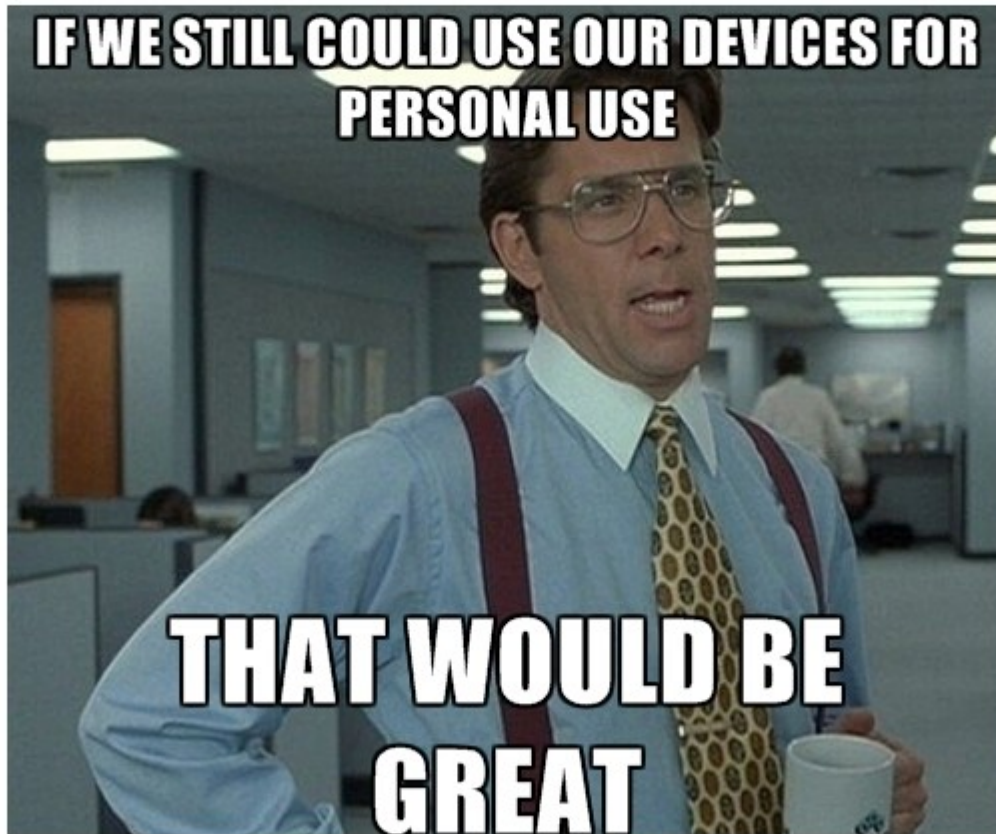


android debug bridge

# How to connect to an androidSlave?

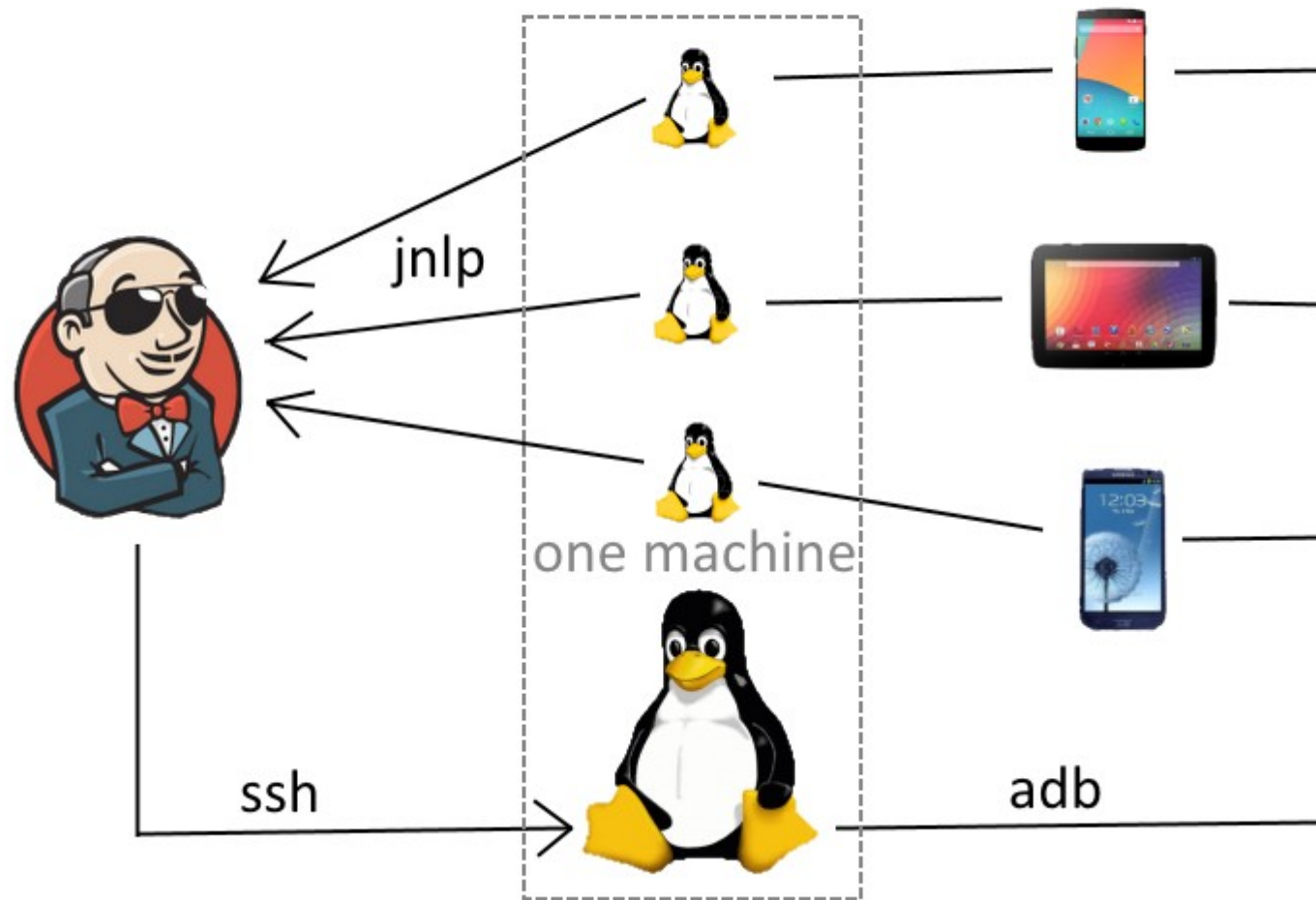


## The problem





# How to connect to an androidSlave?



# The difference

first try

**Build Executor Status**

-  **master**
  - 1 Idle
-  **androidFarm**
  - 1 Idle
  - 2 Idle
  - 3 Idle
  - 4 Idle
  - 5 Idle
  - 6 Idle

second try

**Build Executor Status**

-  **master**
  - 1 Idle
-  **androidFarm**
  - 1 Idle
  - 2 Idle
-  **androidFarm\_Nexus5**
  - 1 Idle
-  **androidFarm\_Nexus7**
  - 1 Idle

# Job example

The screenshot shows the Jenkins web interface for a job named "goOneStepbackOnAllDevices". The breadcrumb navigation at the top reads "Jenkins > androidFarm\_exampleJobs > goOneStepbackOnAllDevices".

**Project goOneStepbackOnAllDevices**

**Configurations**

- [androidFarm\\_Nexus5](#) 1
- [androidFarm\\_Nexus7](#) 2


**Build History**

#4	<a href="#">Jan 25, 2015 5:21:29 PM</a>	3
#3	<a href="#">Jan 25, 2015 5:16:00 PM</a>	
#2	<a href="#">Jan 25, 2015 5:14:42 PM</a>	
#1	<a href="#">Jan 25, 2015 5:07:00 PM</a>	

[RSS for all](#)

The interface includes a sidebar with navigation options: Back to Dashboard, Status, Changes, Workspace, Build Now, Delete Multi-configuration project, and Configure. The build history table shows four builds, with the most recent one (#4) having a large number '3' next to it, possibly indicating a count or a specific status.

# The hardware setup



# Thanks to

- Andres Rudolf  
(crosscompiling the adb for ARM)
- Joshua J. Drake a.k.a jduck  
(android-cluster-toolkit)
- your attention : )

